



## Old Sturbridge Village Visual Schedule


### Visiting with Family

Review the **Activities We Can Do** and **Places We Can Visit** sections of the guide below. Use scissors to cut out the activities and places you are interested in and then cut them out to organize your visit to the Village! Make sure to check off each stop after you visit it.


#### Activities We Can Do



**Park in the Parking Lot**



**Arrive at the Visitor's Center**




**Get Village Map and Stickers**





**Watch Orientation Video**



**Water Break!**



**Bathroom Break!**





**Lunch or Snack Break**



**Ask for Help**



**Take a Sensory Break**



**Ride the Carryall or Boat**



**Play on the Playground**



**Leave**

## Places We Can Visit



**KidStory**



**Gift Shop**




Center and Quaker Meetinghouses	Fitch House
Fenno House	Tin Shop
Asa Knight Store	Towne House
Law Office	Bank
Parsonage and Barn	Shoe Shop
Small House	Print Shop

**Common and Center Village**



**Bullard Café**





**Nature Walk**



Covered Bridge  
Grist Mill

Carding Mill  
Sawmill

**Mill Neighborhood**



Freeman Farmhouse  
Freeman Farm  
Blacksmith Shop  
Bixby House

Cooper  
Schoolhouse  
Pottery


**Countryside**



**Galleries**



**Gardens**



**My Choice**

**My Schedule**

**1<sup>st</sup> Stop**

**2<sup>nd</sup> Stop**

**3<sup>rd</sup> Stop**

**4<sup>th</sup> Stop**

<b>5<sup>th</sup> Stop</b>	<b>6<sup>th</sup> Stop</b>
----------------------------	----------------------------

<b>7<sup>th</sup> Stop</b>	<b>8<sup>th</sup> Stop</b>
----------------------------	----------------------------

<b>9<sup>th</sup> Stop</b>	<b>10<sup>th</sup> Stop</b>
----------------------------	-----------------------------

<b>11<sup>th</sup> Stop</b>	<b>12<sup>th</sup> Stop</b>
-----------------------------	-----------------------------





