

### Exploring Work in the 1830s

As you walk around Old Sturbridge Village, you will see men and women doing many different types of jobs that were essential to life in the 1830s. Explore the farm, trade shops, and households and take notes below!

#### Blacksmith Shop


- Draw a picture of something that the blacksmith made here:
- What material does the blacksmith work with?
- Write one fact you learned about blacksmithing:

#### Pottery Shop

- Where does clay come from?
- The oven that pottery is fired in is called a \_\_\_\_\_.
- Draw a picture of it here:
- What other job would the potter also have?


### Freeman Farm

- What would farmers do on the farm in the springtime?
- How did children help on the farm?
- Find a farming tool and draw it here:



### Cooper Shop


- What material does the cooper work with?
- What are some of the items that the cooper makes?



- Draw a picture of the cooper's shop here:

## Households

- Keeping a household running and taking care of a family took a lot of work in the 1830s. Most of this work was done by women at the time. Find someone cooking in one of the households. What are they making?
- What are some of the other chores that women did around the house?
- Draw a kitchen tool here:



## Printer

- How did you learn to become a printer in the 1830s?
- Sometimes women also worked in the printing office. What kinds of work did they do? How many people typically worked in the printing office?
- Draw a picture of the printing press here:



- Write one interesting fact about printers:

## Cabinetmaker

- Draw a picture of one of the cabinetmaker's tools here:
- Write one interesting fact about cabinetmakers:



## Shoe Maker

- What kind of material does a shoemaker use?
- Draw a shoe here:




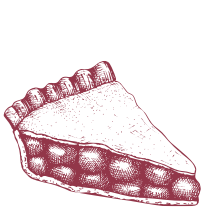
- How did you learn to make shoes in the 1830s?
1. What other jobs did you see people doing that are not on this guide?
  2. If you could choose one of these jobs, which one would you choose?

## Kitchen Scavenger Hunt

As you walk around the Museum, keep an eye out for these items below in the Village's kitchens. Check them off when you spot them. If something interests you, make sure to ask one of the costumed historians about it!

Don't know where to find something? Ask!


- ☐ a ham
- ☐ a wheel of cheese
- ☐ something for making or serving tea or coffee What is it? \_\_\_\_\_
- ☐ dried fruits or vegetables
- ☐ something related to illness or medicine
- ☐ a crock made from redware
  - ☐ Bonus! Ask the historian: what is in the crock? \_\_\_\_\_
- ☐ a new kind of stove
- ☐ something related to Native food, agriculture, or remedies
- ☐ a bake kettle
- ☐ a bake oven
- ☐ a tin kitchen or reflector oven
- ☐ something made by the blacksmith
  - ☐ What is it? \_\_\_\_\_
- ☐ something related to doing laundry
- ☐ something grown underground
- ☐ a recipe (receipt!) or cookbook
- ☐ something for measuring
  - ☐ Bonus! How much and what does it measure? \_\_\_\_\_




## Drawing Scavenger Hunt

As you walk around the Village, see if you can find objects that fit with the descriptions below. Draw a picture of the object and label what your drawing depicts! If you don't know what the object is, ask one of the costumed historians for help.


1. An animal




2. Something smaller than your hand




3. Something bigger than you



4. Something you can eat




5. Something made from metal



6. Something related to school or learning



7. Something you want to buy at the store




8. Something colorful



9. Something you could wear



10. Someone doing a chore





## Six Simple Machines Scavenger Hunt

Simple machines are devices that change the direction of force. They make work easier and have been used by people for thousands of years to move heavy objects, build things, and work the land. There are simple machines all around the Village. See if you can find at least one example of each machine and draw a picture below!

### Lever

A lever is made of a beam and a fulcrum. The beam pivots on the fulcrum to help move a heavy mass upward. Examples of levers include: a bottle opener, a see saw, scissors, or a crowbar.


Find an example of a lever in the Village and draw it here:



### Pulley

A pulley uses a wheel and rope to move heavy objects. You pull on one end of the rope to move the object. Examples of pulleys include: flagpoles, wells, and curtains.

Find an example of a pulley in the Village and draw it here:



### Wheel and Axle

A wheel and axle uses a wheel attached to a rod in the middle to help lift loads. Sometimes they help objects move more easily. Examples include: a rolling pin, wagon, a doorknob, or a Ferris wheel.

Find an example of a wheel and axle in the Village and draw it here:



**Inclined Plane**

An inclined plane is a flat surface that is higher at one end than the other. This way, you can slide heavy objects rather than lift them. Examples include: a ladder or ramp.

Find an example of an inclined plane in the Village and draw it here:

**Wedge**

A wedge is like two inclined planes back to back. It helps to split things in half. Examples include: a nail, a knife, or an axe.

Find an example of a wedge in the Village and draw it here:

**Screw**

A screw is an inclined plane wrapped around a cylinder. It has a flat head at one end that is used to drive the screw into something. Examples include: corkscrews, clamps, and door locks.

Find an example of a screw in the Village and draw it here:



## Sound Scavenger Hunt

The inside of your ear has hundreds of bones. Some of these bones are the tiniest in your body, but they can deliver big sounds! The Village is full of sounds, especially in springtime. Open your ears and listen to the sounds of life in the 1830s!

Using your map of the Village, find Freeman Farm. Once you get there, stand outside the house and close your eyes. List 3 different farm sounds you hear.

- 1.
- 2.
- 3.

Find the blacksmith shop on your map. The blacksmith shop has a lot of unique sounds that you don't hear much today! Go to the blacksmith and listen for 2 different sounds.

- 1.
- 2.

Find the mill pond. Stand on the side of the pond and listen for some nature sounds. Can you hear birds? Water? Wind?

- 1.
- 2.

Go to the Common. If you stand on the Common, you can hear some interesting 1830s sounds. Life in the center of town was a little different than life on the farm. What do you hear? How is it different?

- 1.
- 2.

Find the pottery shop, tin shop, or shoe shop. Listen to the sounds of these artisans while they work. What do you hear? How are these sounds different from what you might hear at work in 2022?

- 1.
- 2.
- 3.